



































































Window handles

Overview	180
Technical information	182
Window handles	183
Window handles with cylinder locks	200
Protection from leverage	207
Socket key-operation locks	207
Budget lock roses	208
Sliding patio door levers	210
Flush pulls for lifting/sliding doors	211

Even humdrum items such as window handles are subject to the laws of commodity aesthetics, i.e. they need to be selected to match the lever handles in use.

Overview

						
3409  Page 183	3410  Page 184	3421  Page 185	3423  Pages 184, 32, 256	3424  Pages 186, 32	3425  Page 186	3432  Pages 187, 256
						
3432  Page 187	3433  Pages 187, 33	3435  Page 188	3437  Page 188	3439  Page 189	3440  Page 183	3444  Page 189
						
3446  Pages 185, 257	3447  Pages 190, 257	3459  Page 190	3468  Page 191	3469  Page 191	3471  Page 192	3473  Page 192
						
3476  Pages 193, 258	3477  Page 193	3488 00  Page 202	3489  Page 196	3496 00  Page 200	3497 00  Page 201	3735  Pages 194, 258
						
3736  Pages 194, 33	3763  Page 195	3778  Page 195	3796  Page 196	3797  Page 197		

● New products 06I07

Aluminium Bronze
 AluGrey Brass
 Stainless steel Alu + Color



3401
Page 198

3402
Page 198

3403
Page 199

3404
Pages 198, 259

3453
Page 199

3455
Page 199

3798 ●
Page 197



3423 80
Page 205

3476 80
Page 205

3481
Page 202

3488
Page 202

3491 ●
Page 203

3495
Page 204

3496
Page 200



3497
Page 200

3407
Pages 206, 259

3416
Page 207

1759
Page 208

1783, 1784
Page 209

3461, 3462
Page 207

3470 ●
Page 207



3750 11
Page 210

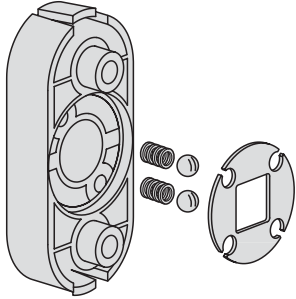
3750 12
Page 210

4215 00
Page 211

4215 02
Page 211

4215 10
Page 211

Window handles



The FSB click-stop mechanism

All FSB window handles with click-stop mechanisms conform to the RAL quality standard. The RAL Quality Association has drafted specifications for window handles that are designed to ensure lasting quality and performance.

The FSB click-stop device enables windows to be closed, tilted or opened correctly. It consists of ball bearings in a rugged GFR plastics housing. Whenever the window is operated, the handle audibly clicks into place.

Handles can be optionally supplied with a 45-degree “night-tilt” setting.

FSB supplies window handles with and without a click-stop mechanism. The following applies in respect of models incorporating a click-stop mechanism: FSB supplies these handles as standard with ro-

ses 14 mm thick, lugs 10 mm in diameter, a 7mm square spindle with a 32mm projection and 43mm fixing centres. The same handles can also be supplied with 12mm-diameter lugs or without lugs altogether. The roses on models with no click-stop mechanism are a mere 7 mm thick. The distance between fixing centres remains unchanged, however, at 43 mm. The method of fixing is visible.

Special spindle projections are often required as a means of accommodating differing profile systems and materials. FSB supplies just what is needed on a job-by-job basis. Please simple indicate any non-standard spindle projections when ordering.

FSB supplies its window handles without screws. Fixing is by means of M5 oval-head screws.

Lockable window handles

For burglar-resistant windows to conform to DIN V ENV 1627, the handles used have to meet a number of conditions in addition to the various other security criteria involved. The window handles concerned are required to be lockable and particularly resistant to twisting and pulling.

Where lockable window handles are concerned, these conditions have been laid down in the RAL quality standards, together with more exacting design-engineering requirements, for many years now. The values prescribed for twisting and pulling forces under RAL are twice as stringent as those set forth in DIN V ENV 1627.

Certification and quality assurance tests conducted by the RAL Quality Association ensure the quality and fitness for function of lockable window handles.

Complementing the standard lockable formats, a rose with a push-button/deadlocking function allows any of FSB’s great variety of attractive window handle designs to be used on windows specifically required to afford protection against intruders.

The rose can be fitted with the cylinder either at the top or bottom. It goes without saying that conformity to the RAL quality standards has likewise been established and is ongoingly monitored in respect of this device – known as a lockable adaptor rose.

Models 3423 and 3476 shown on the following pages are stocked as standard. Any other handle design may also be selected for attachment to the adaptor rose. Please note that delivery may take longer in such instances.

Window handle lock adaptors

Rounding off our range of security fittings for windows are anti-leverage devices for window sashes and a series of lock adaptors to which any design of window handle can be attached.

Special solutions

Innovations in facade techniques such as curtain walling, new profile systems or, indeed, new window designs necessitate special types of window handle:

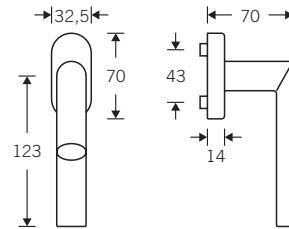
- of reduced depth or incorporating reduced-depth roses for box-type “winter” windows
- featuring cranking for top-hinged windows
- incorporating casement fasteners for centre-hung windows

FSB supplies a wide variety of special-concept solutions for such scenarios that can be combined with virtually all our window handle models. A selection is to be found in Section 5 – “Products with special functions” on Pages 276-277.

Tilt to turn

Special-action lockable handles are required in conjunction with the “tilt to turn” window drive mechanisms often fitted in schools, offices and hospitals to prevent unauthorised operation without impairing air-handling properties. FSB produces such special-purpose window handles in familiar designs to order.

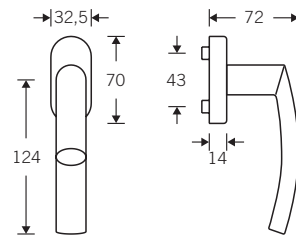
Window handles



3409

- Aluminium
- AluGrey
- Stainless steel

Window handle with click-stop mechanism
lugs with 10 mm Ø
c:c mounting holes 43 mm
7 mm □ spindle
projecting 32 mm



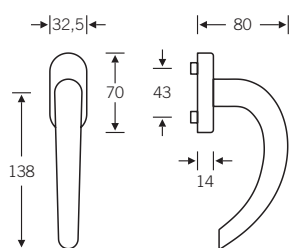
3440

- Aluminium
- AluGrey
- Stainless steel

Window handle with click-stop mechanism
lugs with 10 mm Ø
c:c mounting holes 43 mm
7 mm □ spindle
projecting 32 mm



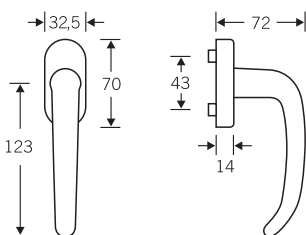
Window handles



3410

- Aluminium
- AluGrey
- Stainless steel

Window handle with click-stop mechanism
lugs with 10 mm Ø
c:c mounting holes 43 mm
7 mm □ spindle
projecting 32 mm



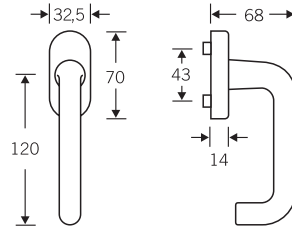
3423

- Aluminium
- AluGrey
- Stainless steel
- Bronze
- Brass

Window handle with click-stop mechanism
lugs with 10 mm Ø
c:c mounting holes 43 mm
7 mm □ spindle
projecting 32 mm



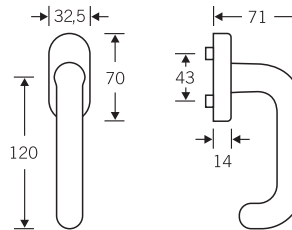
Window handles



3421

- Aluminium
- AluGrey
- Stainless steel

Window handle with click-stop mechanism
lugs with 10 mm Ø
c:c mounting holes 43 mm
7 mm □ spindle
projecting 32 mm



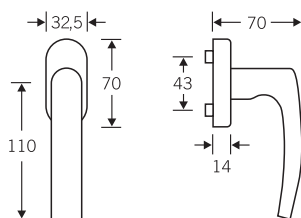
3446

- Aluminium
- AluGrey
- Stainless steel
- Brass

Window handle with click-stop mechanism
lugs with 10 mm Ø
c:c mounting holes 43 mm
7 mm □ spindle
projecting 32 mm



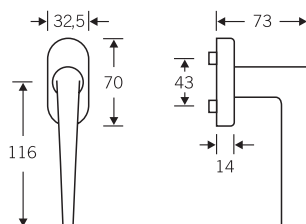
Window handles



3424

- Aluminium
- AluGrey
- Stainless steel
- Bronze

Window handle with click-stop mechanism
lugs with 10 mm Ø
c:c mounting holes 43 mm
7 mm □ spindle
projecting 32 mm



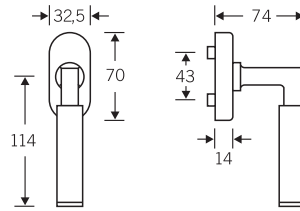
3425

- Aluminium
- AluGrey
- Stainless steel

Window handle with click-stop mechanism
lugs with 10 mm Ø
c:c mounting holes 43 mm
7 mm □ spindle
projecting 32 mm



Window handles



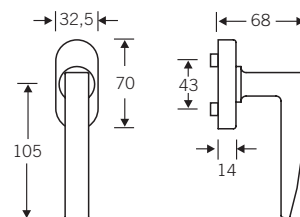
3432

- Aluminium
- Stainless steel
- Brass

Window handle with click-stop mechanism
lugs with 10 mm Ø
c:c mounting holes 43 mm
7 mm □ spindle
projecting 32 mm

Available in:

- angled section and rose aluminium, grip aluminium
- angled section and rose aluminium, grip black plastic
- angled section, rose and grip stainless steel
- angled section, rose and grip brass

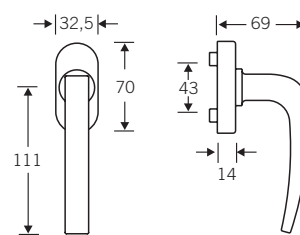


3433

- Aluminium

- Stainless steel
- Bronze

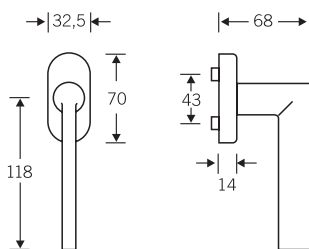
Window handle with click-stop mechanism
lugs with 10 mm Ø
c:c mounting holes 43 mm
7 mm □ spindle
projecting 32 mm



Design: Hans Kollhoff



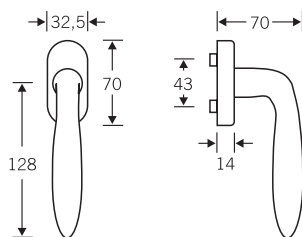
Window handles



3435

- Aluminium
- AluGrey
- Stainless steel

Window handle with click-stop mechanism
lugs with 10 mm Ø
c:c mounting holes 43 mm
7 mm □ spindle
projecting 32 mm



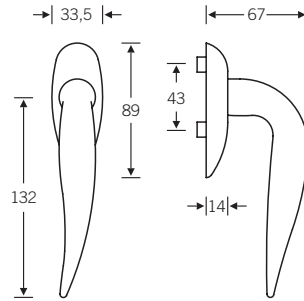
3437

- Aluminium
- AluGrey
- Stainless steel

Window handle with click-stop mechanism
lugs with 10 mm Ø
c:c mounting holes 43 mm
7 mm □ spindle
projecting 32 mm



Window handles

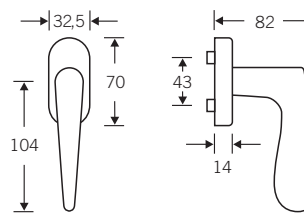


3439

Aluminium

Window handle with click-stop mechanism
lugs with 10 mm Ø
c:c mounting holes 43 mm
7 mm spindle
projecting 32 mm

Design: Philippe Starck



3444

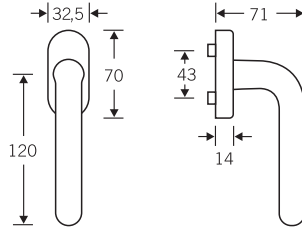
Aluminium
AluGrey
Stainless steel

Window handle with click-stop mechanism
lugs with 10 mm Ø
c:c mounting holes 43 mm
7 mm spindle
projecting 32 mm

Design: Jasper Morrison

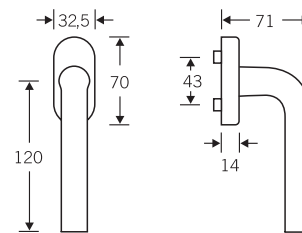


Window handles



3447

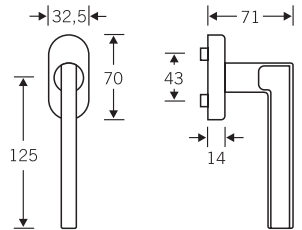
- Aluminium
- AluGrey
- Stainless steel
- Brass



3422

- Aluminium
- AluGrey
- Stainless steel

Window handle with click-stop mechanism, lugs with 10 mm \varnothing , c:c mounting holes 43 mm
7 mm \square spindle projecting 32 mm



3459

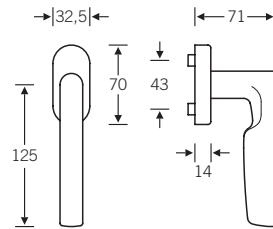
- Aluminium
- AluGrey
- Stainless steel

Window handle with click-stop mechanism lugs with 10 mm \varnothing
c:c mounting holes 43 mm
7 mm \square spindle projecting 32 mm

Design: Heike Falkenberg



Window handles

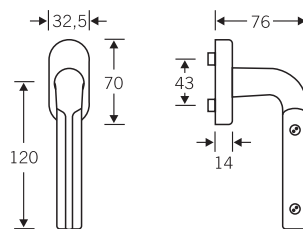


3468

- Aluminium
- AluGrey
- Stainless steel

Window handle with click-stop mechanism
lugs with 10 mm Ø
c:c mounting holes 43 mm
7 mm □ spindle
projecting 32 mm

Design: Jahn/Lykouria



3469

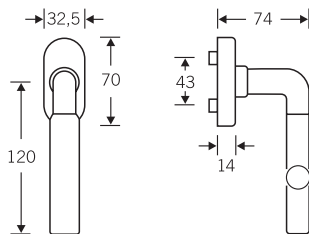
- Aluminium

Window handle with click-stop mechanism
lugs with 10 mm Ø
c:c mounting holes 43 mm
7 mm □ spindle
projecting 32 mm

Design: Nicholas Grimshaw



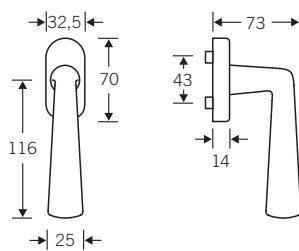
Window handles



3471

- Aluminium
- AluGrey
- Stainless steel

Window handle with click-stop mechanism
lugs with 10 mm Ø
c:c mounting holes 43 mm
7 mm □ spindle
projecting 32 mm



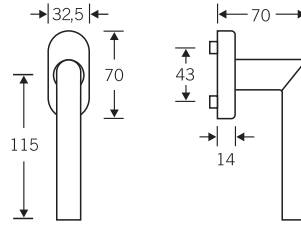
3473

- Aluminium
- AluGrey
- Stainless steel

Window handle with click-stop mechanism
lugs with 10 mm Ø
c:c mounting holes 43 mm
7 mm □ spindle
projecting 32 mm



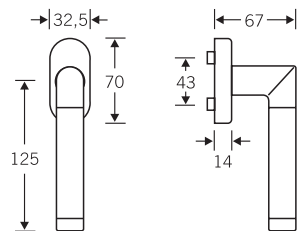
Window handles



3476

- Aluminium
- AluGrey
- Stainless steel
- Brass

Window handle with click-stop mechanism
lugs with 10 mm Ø
c:c mounting holes 43 mm
7 mm □ spindle
projecting 32 mm



3477

- Aluminium

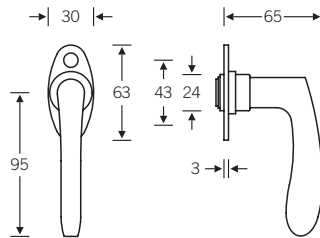
Window handle with click-stop mechanism
lugs with 10 mm Ø
c:c mounting holes 43 mm
7 mm □ spindle
projecting 32 mm

Available in:

- angled section and rose aluminium, grip stainless steel
- angled section aluminium, rose and grip stainless steel
- angled section and rose silver anodised aluminium, grip black plastic



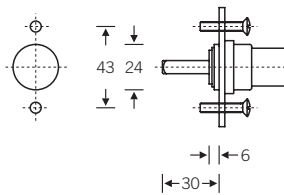
Window handles



3735

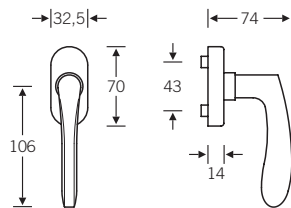
- Aluminium
- Satin stainless steel
- Mirror polished stainless steel
- Polished brass waxed

Window handle with, click-stop mechanism, lugs with 10 mm Ø, c:c mounting holes 43 mm 7 mm □ spindle projecting 32 mm



These window handles come with reduced-depth roses 3 mm thick that are fastened to the window drive mechanism at 43mm centres using M5 screws.

Design: Christoph Mäckler



3736

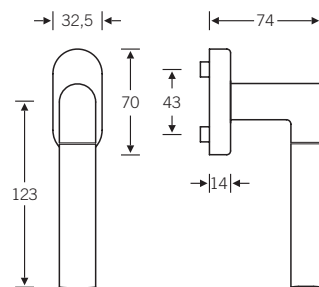
- AluGrey
- Bronze

Window handle with click-stop mechanism lugs with 10 mm Ø c:c mounting holes 43 mm 7 mm □ spindle projecting 32 mm

Design: Christoph Mäckler



Window handles

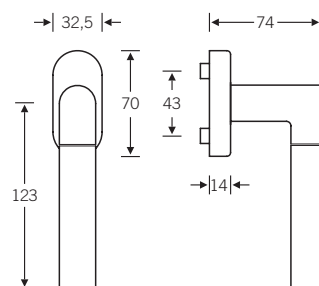


3778

- Aluminium
- AluGrey
- Stainless steel

Window handle with click-stop mechanism
lugs with 10 mm Ø
c:c mounting holes 43 mm
7 mm □ spindle
projecting 32 mm

Design: Christoph Ingenhoven



3763

- AluGrey

Window handle with click-stop mechanism
lugs with 10 mm Ø
c:c mounting holes 43 mm
7 mm □ spindle
projecting 32 mm

Grips supplied:

- Corian® red (shown here)
- Corian® black
- Corian® white
- wenge wood
- beech wood (shown here)
- dark grey plastic

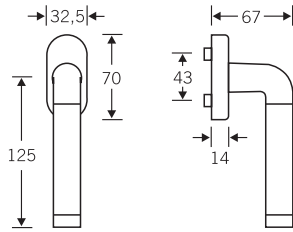
For visual representations of further grips please turn to Page 113

Design: Christoph Ingenhoven



Technical information page 182

Window handles



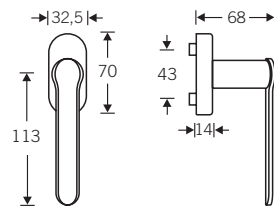
3489

■ Aluminium

Window handle with click-stop mechanism
lugs with 10 mm Ø
c:c mounting holes 43 mm
7 mm □ spindle
projecting 32 mm

Available in:

- angled section and rose aluminium, grip black plastic
- angled section and rose aluminium, grip stainless steel



3796

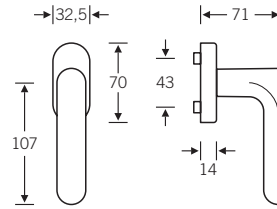
■ Satin stainless steel
Mirror polished stainless steel

Window handle with click-stop mechanism
lugs with 10 mm Ø
c:c mounting holes 43 mm
7 mm □ spindle
projecting 32 mm

Design: Hartmut Weise



Window handles

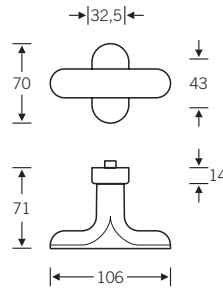


3797

■ Aluminium

Window handle with click-stop mechanism
lugs with 10 mm Ø
c:c mounting holes 43 mm
7 mm □ spindle
projecting 32 mm

Design: Behles&Jochimsen



3798

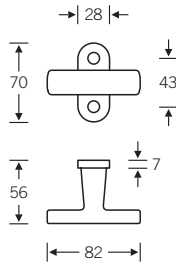
■ Aluminium

Window handle with click-stop mechanism
lugs with 10 mm Ø
c:c mounting holes 43 mm
7 mm □ spindle
projecting 32 mm

Design: Behles&Jochimsen



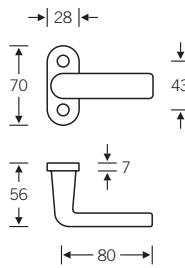
Window handles



3401

Aluminium

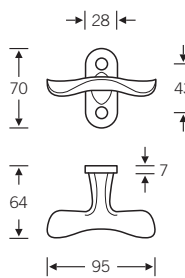
c:c mounting holes 43 mm
7 mm spindle
projecting 32 mm



3402

Aluminium

c:c mounting holes 43 mm
7 mm spindle
projecting 32 mm

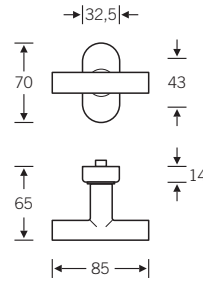


3404

Aluminium
Brass

c:c mounting holes 43 mm
7 mm spindle
projecting 32 mm

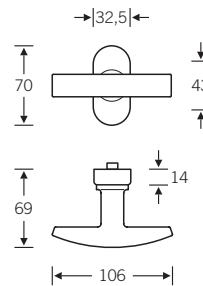
Window handles



3403

- Aluminium
- AluGrey
- Stainless steel

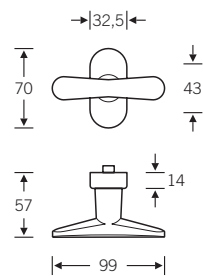
Window handle with click-stop mechanism
lugs with 10 mm Ø
c:c mounting holes 43 mm
7 mm □ spindle
projecting 32 mm



3453

- Aluminium
- Bronze

Window handle with click-stop mechanism
lugs with 10 mm Ø
c:c mounting holes 43 mm
7 mm □ spindle
projecting 32 mm



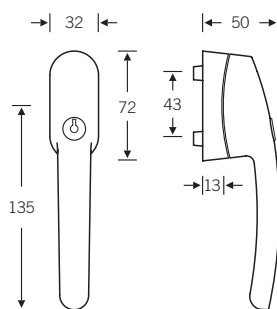
3455

- Aluminium

Window handle with click-stop mechanism
lugs with 10 mm Ø
c:c mounting holes 43 mm
7 mm □ spindle
projecting 32 mm



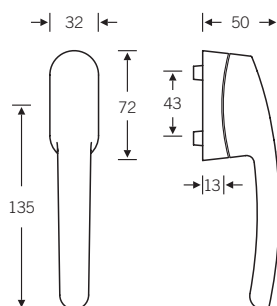
Window handles



3496

■ Aluminium

Window handle with click-stop mechanism for security windows acc. DIN V ENV 1627
 Keys to differ – keys to pass
 lugs with 10 mm Ø
 c:c mounting holes 43 mm
 7 mm □ spindle projecting 32 mm
 tip-to-turn option



3496 00

■ Aluminium

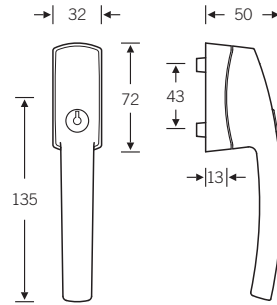
Window handle with click-stop mechanism
 lugs with 10 mm Ø
 c:c mounting holes 43 mm
 7 mm □ spindle projecting 32 mm



Locking + Security

Technical information page 182

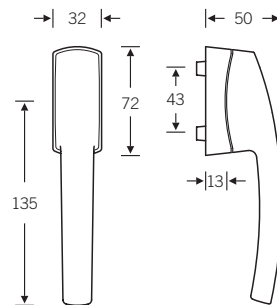
Window handles



3497

■ Aluminium

Window handle with click-stop mechanism for security windows acc. DIN V ENV 1627
 Keys to differ – keys to pass
 lugs with 10 mm Ø
 c:c mounting holes 43 mm
 7 mm □ spindle
 projecting 32 mm
 tip-to-turn option



3497 00

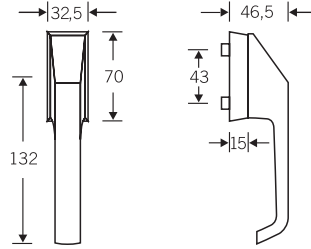
■ Aluminium

Window handle with click-stop mechanism
 lugs with 10 mm Ø
 c:c mounting holes 43 mm
 7 mm □ spindle
 projecting 32 mm



Locking + Security

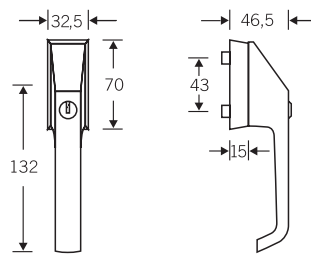
Window handles



3488 00

- Aluminium
- Alu + Farbe

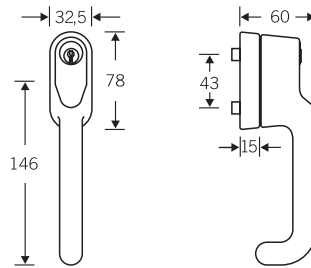
Window handle with click-stop mechanism lugs with 10 mm Ø c:c mounting holes 43 mm 7 mm □ spindle projecting 32 mm



3488

- Aluminium
- Alu + Farbe

Window handle with click-stop mechanism for security windows acc. DIN V ENV 1627 Keys to differ – keys to pass tip-to-turn option



3481

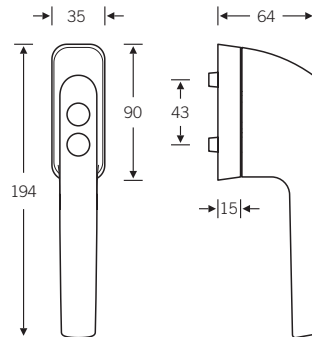
- Aluminium

Window handle with click-stop mechanism for security windows acc. DIN V ENV 1627 Keys to differ – keys to pass lugs with 10 mm Ø c:c mounting holes 43 mm 7 mm □ spindle projecting 32 mm



Locking + Security

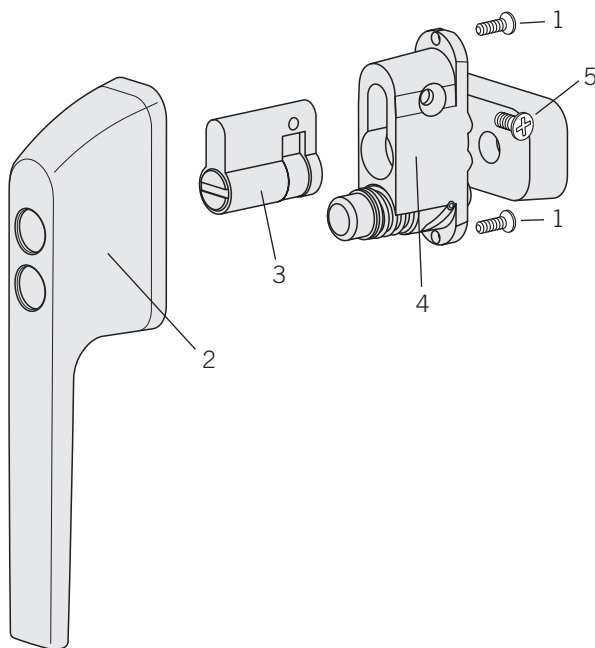
Window handle prepared for a single profile cylinder



3491

- Aluminium
- Stainless steel

Window handle with deadlocking function prepared for single profile cylinder for use on burglar-resistant windows conforming to DIN V ENV 1627 lugs with 10 mm Ø centres 43 mm 7 mm □ spindle 32 mm projection



Fitting instructions

The FSB 3491 window handle is supplied without a single-sided cylinder. To fit a single-length cylinder (adjustable thrower required), please proceed as follows: turn the handle so it is at right angles to the rose and remove the two M4 recessed head screws (1), then detach the grip section (2) from its mount. Disengage the thrower on the single profile cylinder used (as explained in cylinder instructions) and rotate through 180° so that the thrower is positioned vertically outside the cylinder. Now insert the key and rotate the thrower back through 180° into the cylinder.

Then insert the cylinder (3) in the handle mount (4) and fasten using the M5 recessed head screw supplied (5). Now again rotate the key through 180° so as to be able to remove it. Replace the grip (2) and fasten using the two M4 recessed head screws (1).



Locking + Security

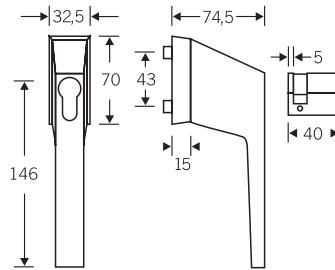
Function

The single length cylinder governs the status of the deadlocking bolt, i.e. the window can either be opened or it cannot. The key is always required to lock and unlock the bolt.

Deadlocked (window cannot be opened without the key): rotate key through approx. 30° in an anticlockwise direction, depress the deadlocking bolt, return key to original position and remove.

Released (window can be opened at any time without a key): rotate key through approx. 30° in an anticlockwise direction, whereupon the sprung bolt is automatically released, return key to original position and remove.

Window handle prepared for a single profile cylinder



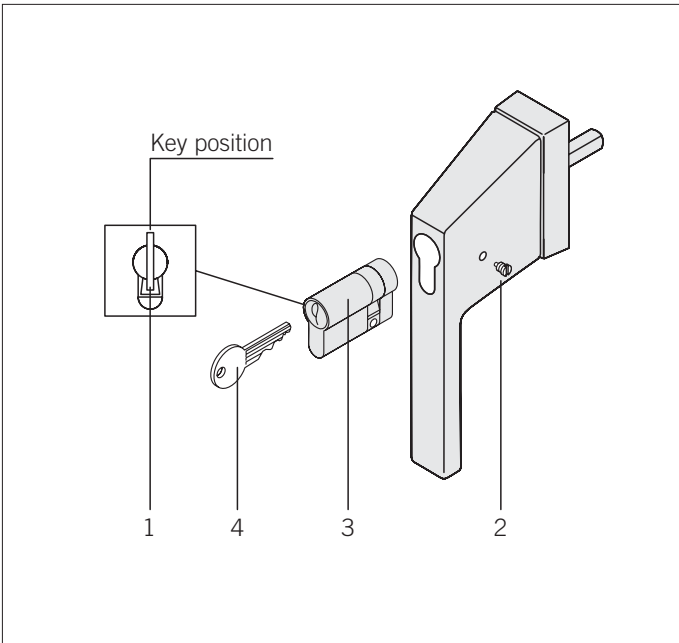
3495

Aluminium

Window handle with deadlocking function prepared for single profile cylinder for use on burglar-resistant windows conforming to DIN V ENV 1627 lugs with 10 mm Ø centres 43 mm
7 mm □ spindle
32 mm projection
tip-to-turn option



Locking + Security

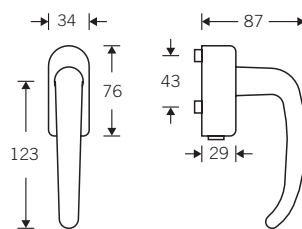


Fixing aid

Inserting the cylinder: Loosen grub screw (2), set the Cylinder thrower to the vertical Position before assembly (1), insert the cylinder (3) and pressing until there is an audible click. Tighten grub screw (2). Further pressure on the cylinder (3) causes the handle to become locked. To unlock, turn the key (4) clockwise.

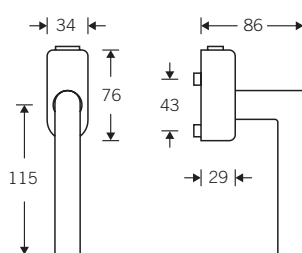
Removing the cylinder: Set the cylinder (3) in the unlocked position. Loosen grub screw (2). The cylinder (3) can now be removed by turning the key (4) anticlockwise.

Window handle lock adaptor



3423 80

- Aluminium
- AluGrey
- Stainless steel



3476 80

- Aluminium
- AluGrey
- Stainless steel

Window lock matching FSB-window handles on security windows acc. DIN V ENV 1627 lugs with 10 mm Ø lug length 6.5 mm centres 43 mm 7 mm □ spindle 30 mm projection tip-to-turn option

Accessories:
2 screws M5 x 35 mm
2 adapter rings 10 to 12
Disassembly pin for cylinder



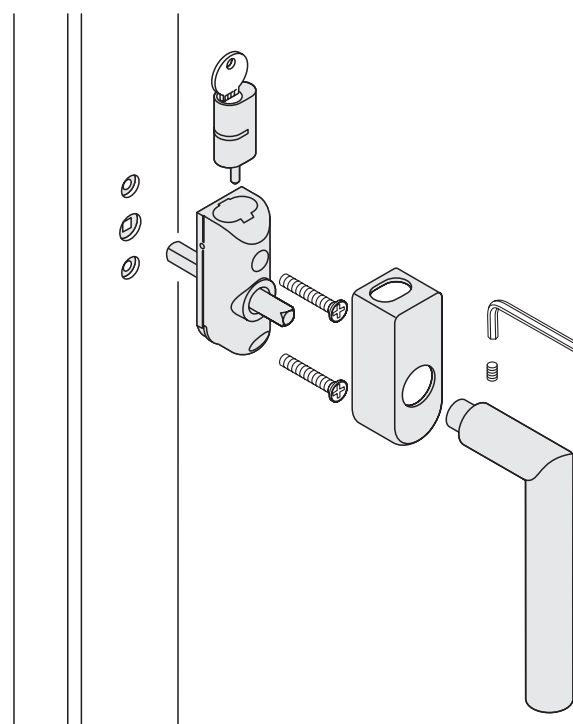
Locking + Security

FSB has for many years supplied RAL-tested lockable handles for burglar-resistant windows.

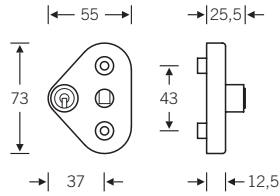
Complementing and augmenting the standard styles, a rose with a catch and locking mechanism allows FSB's wide variety of window-handle designs to be adopted for the special requirements of burglar-resistant windows.

The rose can be fitted in one of two positions, with the cylinder either at the top or bottom. (When ordering the "tilt before turning" variant it is necessary to state the position of the cylinder.) The lockable adaptor rose is, of course, likewise tested and monitored to RAL quality standards.

Models 3423 and 3476 shown here are stocked as standard. Any other handle design may also be selected for fitting to the adaptor rose. In such instances, FSB asks that the necessary delivery time be borne in mind.



Window handle lock adaptor



3407

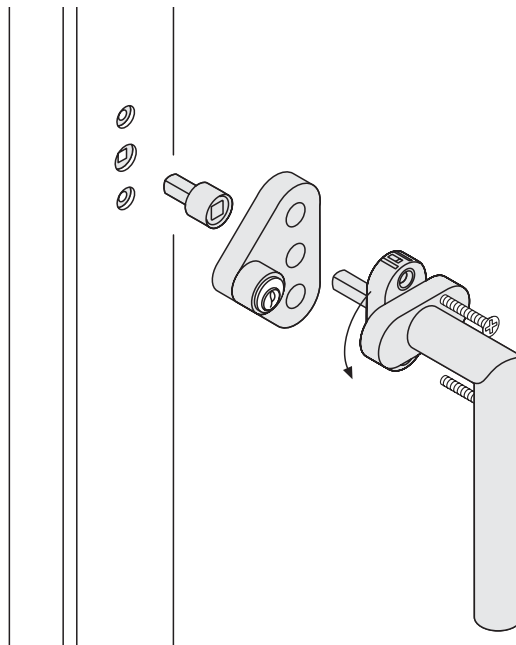
- Aluminium
- AluGrey
- Stainless steel
- Brass
- Black plastics similar to RAL 9004
- White plastics similar to RAL 9010

Keys to differ – keys to pass lugs with 10 mm Ø matching FSB-window handles with lugs 10 mm Ø only

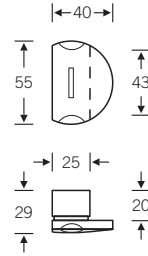

FSB 3407 matches all FSB window handles with click-stop mechanism. To compensate for the insert length of the spindle due to the additional depth of the lock adapter, the standard spindle projection of 30 mm will be extended to 42 mm. This is accomplished with the use of a spindle extension part

which is delivered together with the window lock. Installed as illustrated on this page. We emphasize that, whilst protection from leverage devices make break-ins more difficult and time-consuming, they cannot provide complete protection.

Accessories:
2 screws M5 x 50 mm
1 spindle extension part



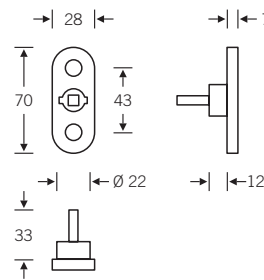
Protection from leverage Socket key-operated locks



3416

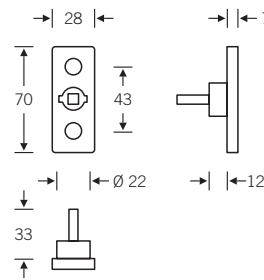
■ Aluminium

FSB anti-leverage devices are security items which, whilst not rendering burglaries impossible, make them a good deal harder to perpetrate.



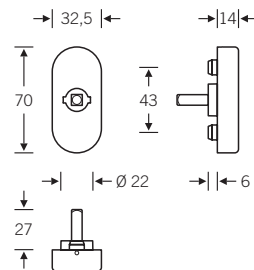
3461

■ Aluminium



3462

■ Aluminium

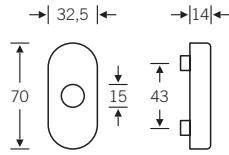


3470

■ Aluminium
■ Stainless steel

The socket key for FSB 3461 and 3462 can be ordered citing Item No. 3463.

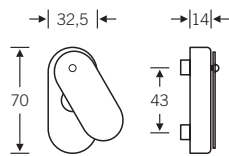
Budget lock roses



1759 25

- Aluminium
- Stainless steel

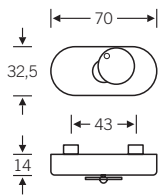
lugs with 10 mm Ø



1759 26

- Aluminium
- Stainless steel

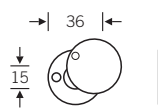
Lugs with 10 mm Ø



1759 27

- Aluminium
- Stainless steel

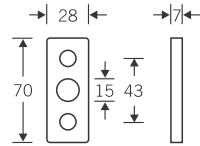
Lugs with 10 mm Ø



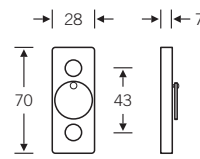
1793

- Aluminium

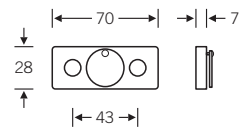
Budget lock roses



1783
■ Aluminium

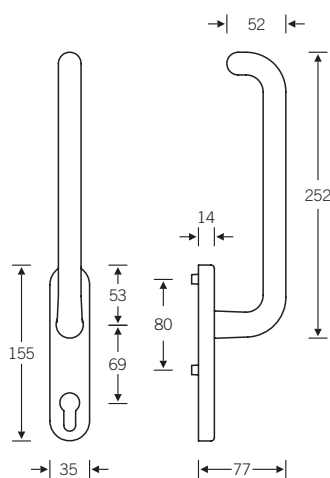


1784
■ Aluminium



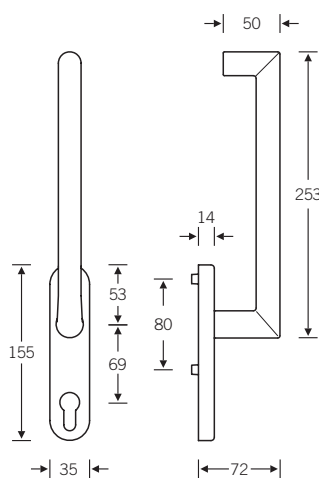
1785
■ Aluminium

Sliding patio door levers



3750 11..

■ Stainless steel



3750 12..

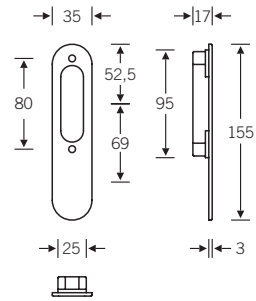
■ Stainless steel

Sliding patio door levers
incl. locking
turnably fixed
concealed fixing
10 mm □-spindle
Fixing M6

Sliding patio door levers are available:

- 00 without keyhole, concealed through fixing
- 01 with PZ-keyhole, concealed through fixing
- 02 without keyhole, concealed face fixing
- 03 with PZ-keyhole, concealed face fixing

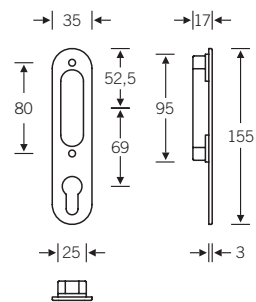
Flush pulls for sliding patio door levers



4215 00

■ Stainless steel

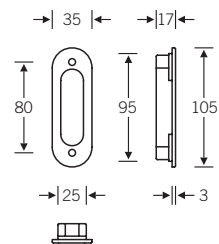
Flush pull without keyhole



4215 02

■ Stainless steel

Flush pull with PZ-keyhole



4215 10

■ Stainless steel

Flush pull without keyhole

